

HFXI

NYLI FTSE International Equity Currency Neutral ETF[†] A truly passive approach to international investing

International investing can be both positively and negatively influenced by the effects of relative currency movements. Rather than choosing between a fully hedged or unhedged position, investors should consider a neutral strategy such as **HFXI**, a five-star rated solution.

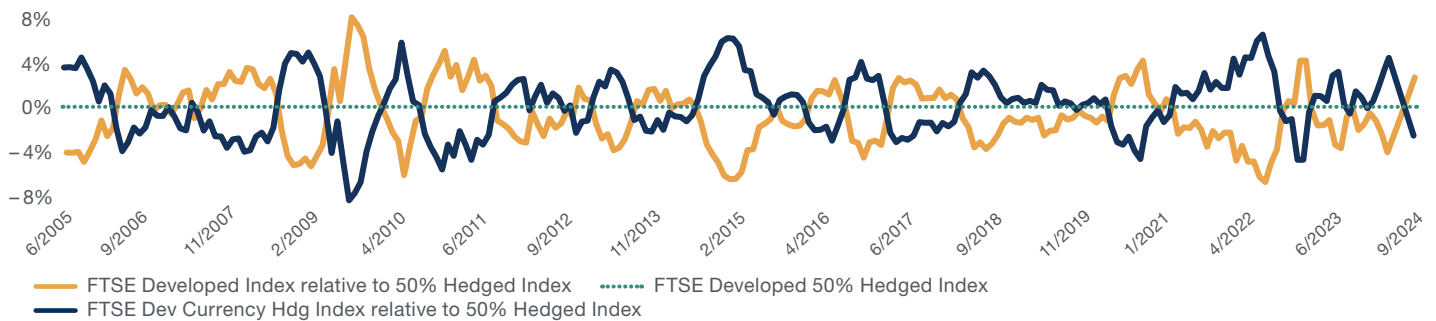
Morningstar Ratings*



Overall Morningstar Rating™ based on the risk-adjusted returns from among 667 Foreign Large Blend funds, as of 09/30/2024.

Dynamic portfolio positioning

FTSE fully hedged and unhedged performance relative to a 50% currency hedge provides a dynamic solution for portfolio repositioning.

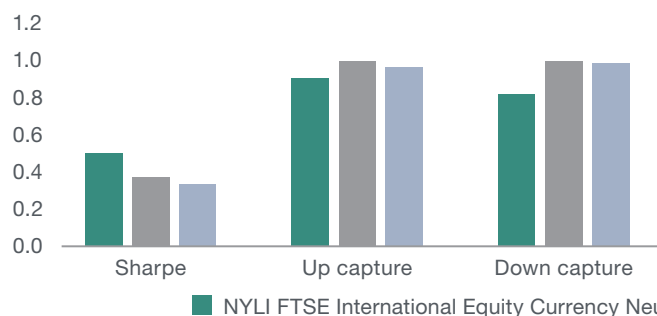


Source: Morningstar, as of 09/30/24. All data beginning 6/1/2005. Past performance is no guarantee of future results. It is not possible to invest directly in an index.

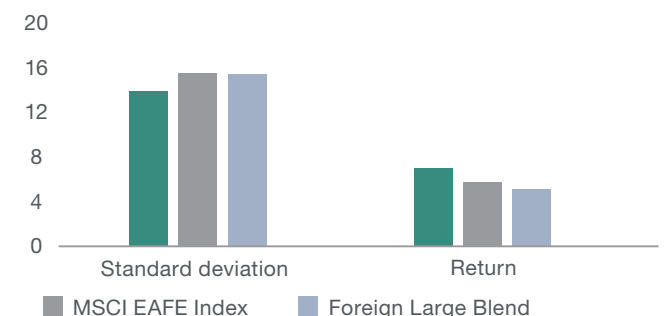
Volatility and downside risk mitigation

Manage volatility without having to reweight equities which can help provide competitive up and down capture to the MSCI EAFE Index along with risk adjusted return potential as represented by the Sharpe Ratio.

Sharpe and up/down to MSCI EAFE Index



Standard deviation and return



Source: Morningstar, data as of 09/30/24, shown for the period 08/01/2015–09/30/2024. **Past performance is no guarantee of future results. It is not possible to invest directly in an index.** Standard deviation is a statistical measurement in finance that, when applied to the annual rate of return of an investment, sheds light on that investment's historical volatility. The Sharpe ratio uses standard deviation to measure a fund's risk-adjusted returns. The higher a fund's Sharpe ratio, the better a fund's returns have been relative to the risk it has taken on. Up-market and down-market capture ratios are a statistical measure of an investment's performance relative to a benchmark in a bullish market and bearish market respectively, with 100 representing performance in-line with the benchmark. **Morningstar Category—Foreign Large Blend:** Foreign large-blend portfolios invest in a variety of big international stocks. Most of these portfolios divide their assets among a dozen or more developed markets, including Japan, Britain, France, and Germany. These portfolios primarily invest in stocks that have market caps in the top 70% of each economically integrated market (such as Europe or Asia ex-Japan). The blend style is assigned to portfolios where neither growth nor value characteristics predominate. These portfolios typically will have less than 20% of assets invested in U.S. stocks.

Risk/return balance

Timing international markets can be difficult. While an unhedged currency exposure like the MSCI EAFE Index is typical, it generally has delivered middle ground Sharpe Ratio results. A currency neutral solution like HFXI, can be a way to potentially improve Sharpe Ratio with broad market-cap weighted exposure.

Calendar year Sharpe Ratio rankings

2016	2017	2018	2019	2020	2021	2022	2023	YTD 2024
Emerging Markets 0.04	Asia Ex-Japan 0.25	Japan -0.06	HFXI 0.14	Asia Ex-Japan 0.07	HFXI 0.08	U.K. -0.02	HFXI 0.08	Asia Ex-Japan 0.09
Asia Ex-Japan 0.03	Emerging Markets 0.21	Asia Ex-Japan -0.06	EAFE 0.13	Emerging Markets 0.05	U.K. 0.07	HFXI -0.04	Europe Ex-U.K 0.06	U.K. 0.07
HFXI 0.02	HFXI 0.19	Emerging Markets -0.07	Europe Ex-U.K 0.11	Japan 0.04	Europe Ex-U.K 0.07	Europe Ex-U.K -0.04	EAFE 0.06	Emerging Markets 0.07
Japan 0.01	EAFE 0.18	U.K. -0.07	U.K. 0.09	Europe Ex-U.K 0.03	EAFE 0.06	EAFE -0.05	Japan 0.06	EAFE 0.06
EAFE 0.01	Europe Ex-U.K 0.15	Europe Ex-U.K -0.07	Japan 0.08	EAFE 0.03	Japan 0.01	Japan -0.05	U.K. 0.04	HFXI 0.06
Europe Ex-U.K 0.00	U.K. 0.15	HFXI -0.08	Emerging Markets 0.08	HFXI 0.02	Emerging Markets -0.01	Asia Ex-Japan -0.06	Emerging Markets 0.03	Europe Ex-U.K 0.05
U.K. 0.00	Japan 0.12	EAFE -0.08	Asia Ex-Japan 0.08	U.K. -0.01	Asia Ex-Japan -0.01	Emerging Markets -0.07	Asia Ex-Japan 0.01	Japan 0.03

- HFXI:** NYLI FTSE International Equity Currency Neutral ETF
- Europe Ex-U.K:** MSCI Europe Ex-UK Index
- Japan:** MSCI Japan Index
- Asia Ex-Japan:** MSCI Asia ex-Japan Index
- EAFE:** MSCI EAFE Index
- U.K.:** MSCI U.K. Index
- Emerging Markets:** MSCI Emerging Markets Index

Source: Morningstar as of 09/30/24. **MSCI Asia ex-Japan:** The MSCI AC Asia ex-Japan Index captures large and mid cap representation across 2 of 3 Developed Markets (DM) countries (excluding Japan) and 8 Emerging Markets (EM) countries in Asia. **MSCI U.K Index:** The MSCI United Kingdom Index is designed to measure the performance of the large and mid cap segments of the U.K. market. With 83 constituents, the index covers approximately 85% of the free float-adjusted market capitalization in the U.K. **MSCI Emerging Markets Index:** The MSCI Emerging Markets Index captures large and mid cap representation across 24 Emerging Markets (EM) countries. With 1,375 constituents, the index covers approximately 85% of the free float-adjusted market capitalization in each country. **MSCI Japan Index:** The MSCI Japan Index is designed to measure the performance of the large and mid cap segments of the Japanese market. With 217 constituents, the index covers approximately 85% of the free float-adjusted market capitalization in Japan. **MSCI Europe Ex-UK Index:** The MSCI Europe ex UK Index captures large and mid cap representation across 14 Developed Markets (DM) countries in Europe. With 337 constituents, the index covers approximately 85% of the free float-adjusted market capitalization across European Developed Markets excluding the U.K. **MSCI EAFE Index:** The MSCI EAFE Index is an equity index which captures large and mid cap representation across 21 Developed Markets countries around the world, excluding the U.S. and Canada. With 766 constituents, the index covers approximately 85% of the free float-adjusted market capitalization in each country. The **Sharpe Ratio** shown is calculated by dividing annualized excess returns by annualized standard deviation. **Past performance is no guarantee of future results. It is not possible to invest directly in an index.**

NYLI FTSE International Equity Currency Neutral ETF (HFXI) standardized performance (%) as of 09/30/24

	QTD	YTD	1 Year	3 Years	5 Years	Since inception	Expense
HFXI (NAV)	3.88	12.58	21.98	7.40	9.49	6.87	0.20
HFXI (Share)	3.84	12.67	22.42	7.65	9.51	6.89	0.20

Fund inception: 07/22/2015

Returns represent past performance which is no guarantee of future results. Current performance may be lower or higher. Investment return and principal value will fluctuate, and shares, when redeemed, may be worth more or less than their original cost. Visit newyorklifeinvestments.com for the most recent month-end performance. Expenses stated are as of the fund's most recent prospectus

For more information visit newyorklifeinvestments.com.

Product Snapshot Q3 2024

About Risk

Before considering an investment in the Fund, you should understand that you could lose money.

The Fund will invest in securities denominated in currencies other than U.S. dollars (foreign currencies) and much of the income received by the Fund will be in foreign currencies, but the Underlying Index and the Fund's NAV will be calculated in U.S. dollars. Furthermore, the Fund may convert cash in U.S. dollars to foreign currencies to purchase securities. Both the Fund's ability to track the Underlying Index and Fund returns in general may be adversely impacted by changes in currency exchange rates, which can occur quickly and without warning.

The Fund uses various strategies to attempt to reduce the impact of changes in the value of a foreign currency against the U.S. dollar. These strategies may not be successful. Derivatives are investments whose value depends on (or is derived from) the value of an underlying instrument, such as a security, asset, reference rate or index. Derivatives may be difficult to sell, unwind or value. The use of a derivative may be more volatile than the underlying direct investment. The Fund invests in the securities of non-U.S. issuers, which securities involve risks beyond those associated with investments in U.S. securities. The performance of the Underlying Index and the Fund may deviate from that of the markets the Underlying Index seeks to track due to changes that are reflected in the sector more quickly than the quarterly rebalancing process can track. Securities in the Underlying Index or in the Fund's portfolio may also underperform in comparison to the general securities markets. The strategy used by the Advisor to match the performance of the Underlying Index may fail to produce the intended results. Mid capitalization companies are generally less established, and their stocks may be more volatile and less liquid than the securities of larger companies.

All rights in the FTSE Developed ex North America 50% Hedged to the USD Index (the "Index") vest in FTSE International Limited ("FTSE"). "FTSE" is a trade mark of the London Stock Exchange Group companies and is used by FTSE under license. The NYLI FTSE International Equity Currency Neutral ETF (the "Fund") has been developed solely by New York Life Investments. The Index is calculated by FTSE or its agent. FTSE and its licensors are not connected to and do not sponsor, advise, recommend, endorse, or promote the Fund and do not accept any liability whatsoever to any person arising out of (a) the use of, reliance on or any error in the Index or (b) investment in or operation of the Fund. FTSE makes no claim, prediction, warranty, or representation either as to the results to be obtained from the Fund or the suitability of the Index for the purposes to which it is being put by the Fund. The Underlying Index is sponsored by an organization (the "Index Provider") that is independent of the Fund and Advisor. The Index Provider determines the composition and relative weightings of the securities in the Underlying Index and publishes information regarding the market value of the Underlying Index. The Fund's Index Provider is FTSE, a widely known global index provider that currently manages and calculates more than 120,000 indexes daily.

† Effective 8/28/24, IQ FTSE International Equity Currency Neutral ETF was renamed NYLI FTSE International Equity Currency Neutral ETF.

The **FTSE Developed ex North America 50% Hedged to USD Index** is the FTSE Developed ex North America Index with 50% of its exposure hedged to U.S. dollars. The **FTSE Developed ex North America Index** is comprised of large- and mid-cap stocks in Developed markets, excluding the US and Canada. The index is derived from the FTSE Global Equity Index Series (GEIS), which covers 98% of the world's investable market capitalization. The FTSE currency hedging methodology allows exposure to the returns of the foreign assets in the index without being exposed to the volatility of the exchange rates against the US dollar. The index uses the WM Reuters one month (16:00 hrs. London Time mid price) forward rates in the currency hedging calculation. The **MSCI EAFE® Index** consists of international stocks representing the developed world outside of North America. **Standard deviation** is a statistical measurement in finance that, when applied to the annual rate of return of an investment, sheds light on that investment's historical volatility.

Sharpe Ratio: The Sharpe ratio uses standard deviation to measure a fund's risk-adjusted returns. The higher a fund's Sharpe ratio, the better a fund's returns have been relative to the risk it has taken on. **Beta** is a measure of historical volatility relative to an appropriate index based on its investment objective. A beta greater than 1.00 indicates volatility greater than the benchmark's.

Up Capture Ratio is the statistical measure of an investment manager's overall performance in up-markets. **Down Capture Ratio** is a statistical measure of an investment manager's overall performance in down-markets Morningstar is an independent fund performance monitor.

The **Morningstar Rating™ for funds**, or "**star rating**", is calculated for managed products (including mutual funds, variable annuity and variable life subaccounts, exchange-traded funds, closed-end funds, and separate accounts) with at least a three-year history. Exchange-traded

funds and open-ended mutual funds are considered a single population for comparative purposes. It is calculated based on a Morningstar Risk-Adjusted Return measure that accounts for variation in a managed product's monthly excess performance, placing more emphasis on downward variations and rewarding consistent performance. The Morningstar Rating does not include any adjustment for sales loads. The top 10% of products in each product category receive five stars, the next 22.5% receive four stars, the next 35% receive three stars, the next 22.5% receive two stars, and the bottom 10% receive one star. The Overall Morningstar Rating™ is derived from a weighted average of the performance figures associated with its three-, five-, and 10-year (if applicable) Morningstar Rating™ metrics. For the period ended 09/30/24, NYLI FTSE International Equity Currency Neutral ETF rated five stars overall, five stars for the three-year and five stars for the five-year period, from among 667 and 629 Foreign Large Blend funds.

©2024 Morningstar, Inc. All rights reserved. The information contained herein: (1) is proprietary to Morningstar and/or its content providers; (2) may not be copied or distributed; and (3) is not warranted to be accurate, complete, or timely. Neither Morningstar nor its content providers are responsible for any damages or losses arising from any use of this information. Past performance is no guarantee of future results. The **Morningstar Medalist Rating™** is the summary expression of Morningstar's forward-looking analysis of investment strategies as offered via specific vehicles using a rating scale of Gold, Silver, Bronze, Neutral, and Negative. The Medalist Ratings indicate which investments Morningstar believes are likely to outperform a relevant index or peer group average on a risk-adjusted basis over time. Investment products are evaluated on three key pillars (People, Parent, and Process) which, when coupled with a fee assessment, forms the basis for Morningstar's conviction in those products' investment merits and determines the Medalist Rating they're assigned. Pillar ratings take the form of Low, Below Average, Average, Above Average, and High. Pillars may be evaluated via an analyst's qualitative assessment (either directly to a vehicle the analyst covers or indirectly when the pillar ratings of a covered vehicle are mapped to a related uncovered vehicle) or using algorithmic techniques. Vehicles are sorted by their expected performance into rating groups defined by their Morningstar Category and their active or passive status. When analysts directly cover a vehicle, they assign the three pillar ratings based on their qualitative assessment, subject to the oversight of the Analyst Rating Committee, and monitor and reevaluate them at least every 14 months. When the vehicles are covered either indirectly by analysts or by algorithm, the ratings are assigned monthly. For more detailed information about these ratings, including their methodology, please go to global.morningstar.com/managerdisclosures/.

The Morningstar Medalist Ratings are not statements of fact, nor are they credit or risk ratings. The Morningstar Medalist Rating (i) should not be used as the sole basis in evaluating an investment product, (ii) involves unknown risks and uncertainties which may cause expectations not to occur or to differ significantly from what was expected, (iii) are not guaranteed to be based on complete or accurate assumptions or models when determined algorithmically, (iv) involve the risk that the return target will not be met due to such things as unforeseen changes in changes in management, technology, economic development, interest rate development, operating and/or material costs, competitive pressure, supervisory law, exchange rate, tax rates, exchange rate changes, and/or changes in political and social conditions, and (v) should not be considered an offer or solicitation to buy or sell the investment product. A change in the fundamental factors underlying the Morningstar Medalist Rating can mean that the rating is subsequently no longer accurate.

Consider the Funds' investment objectives, risks, charges, and expenses carefully before investing. The prospectus and summary prospectus include this and other information about the Funds and are available by visiting the [Prospectus](#). Read the prospectus carefully before investing.

Fund shares are not individually redeemable and will be issued and redeemed at their NAV only through certain authorized broker dealers in large, specified blocks of shares called "creation units", and otherwise, can be bought and sold only through exchange trading. Creation units are issued and redeemed principally in-kind.

"New York Life Investments" is both a service mark, and the common trade name, of certain investment advisors affiliated with New York Life Insurance Company. Securities distributed by NYLIFE Distributors LLC, 30 Hudson Street, Jersey City, NJ 07302, Member FINRA/SIPC.

For more information

888-474-7725

[newyorklifeinvestments.com](https://www.newyorklifeinvestments.com)



INVESTMENTS